

Transfer Switch DC-18GHZ

Failsafe Type

RF SPEC.:

Frequency Range	DC-3GHZ	3-6GHZ	6-12.4GHZ	12.4-18GHZ
VSWR	<1.20	<1.30	<1.40	<1.50
Insertion Loss	<0.2dB	<0.3dB	<0.4dB	<0.5dB
Isolation	>80dB	>70dB	>60dB	>60dB
Power Handling(CW)	100W	70W	50W	40W

- . Life:>1000000 cycles
- . Switching Sequence:Break Before Make
- . Operating Temperature: -35 ~ +65°C
- . RF Impedance: 50 ohm
- . Operating Voltage: DC12V/360mA (Option:DC24V/170mA,DC28V/180mA)
- . Switching Time: <20ms
- . RF Interface: SMA female



Part Number:

P/N: 2S2

1 2 DC12V 0 3 DC-3GHZ NO TTL NO PLUG

2 4 DC24V 0 6 DC-6GHZ WITH TTL WITH PLUG

2 8 DC28V 1 2 DC-12GHZ

1 8 DC-18GHZ

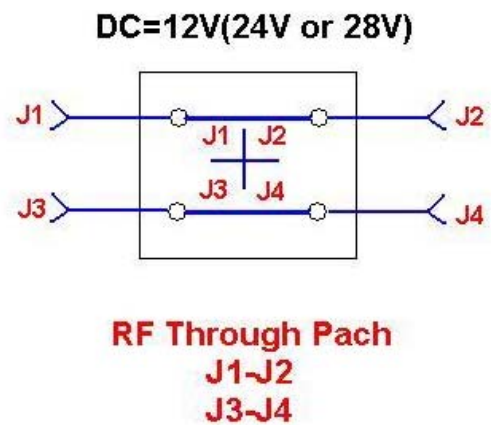
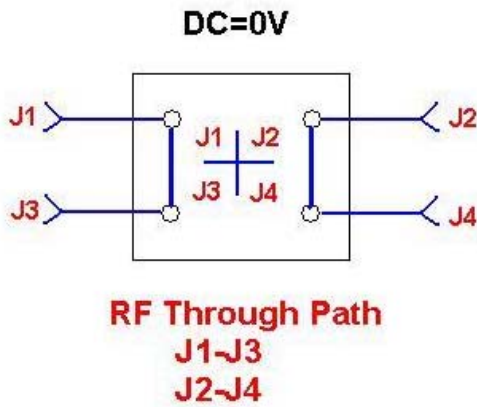
Sample: 2S2 12 03 :SMA DPDT/Failsafe Type/DC12V/DC-3GHZ/NO TTL/NO PLUG

2S2 28 18T : SMA DPDT/Failsafe Type/DC28V/DC-18GHZ/WITH TTL/NO PLUG

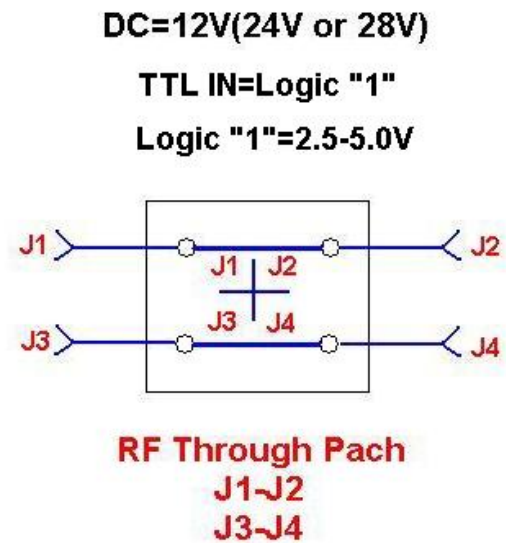
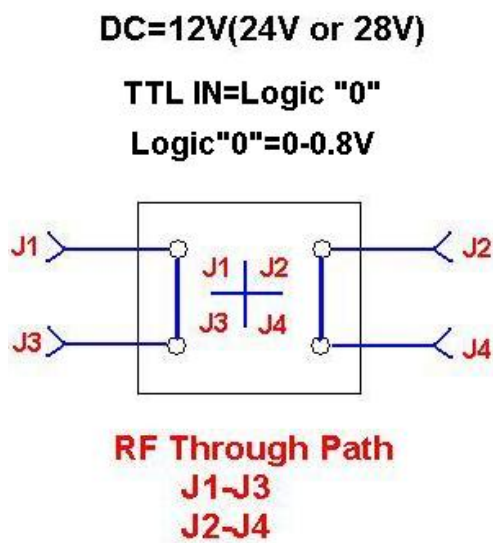
2S2 24 06TP : SMA DPDT/Failsafe Type/DC24V/DC-6GHZ/WITH TTL/WITH PLUG

RF Path Switching Schematics

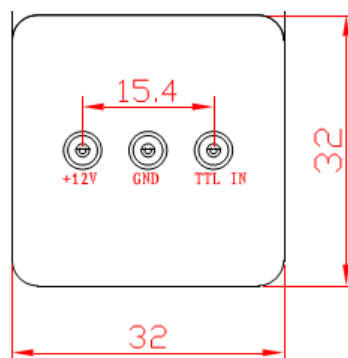
Failsafe Type



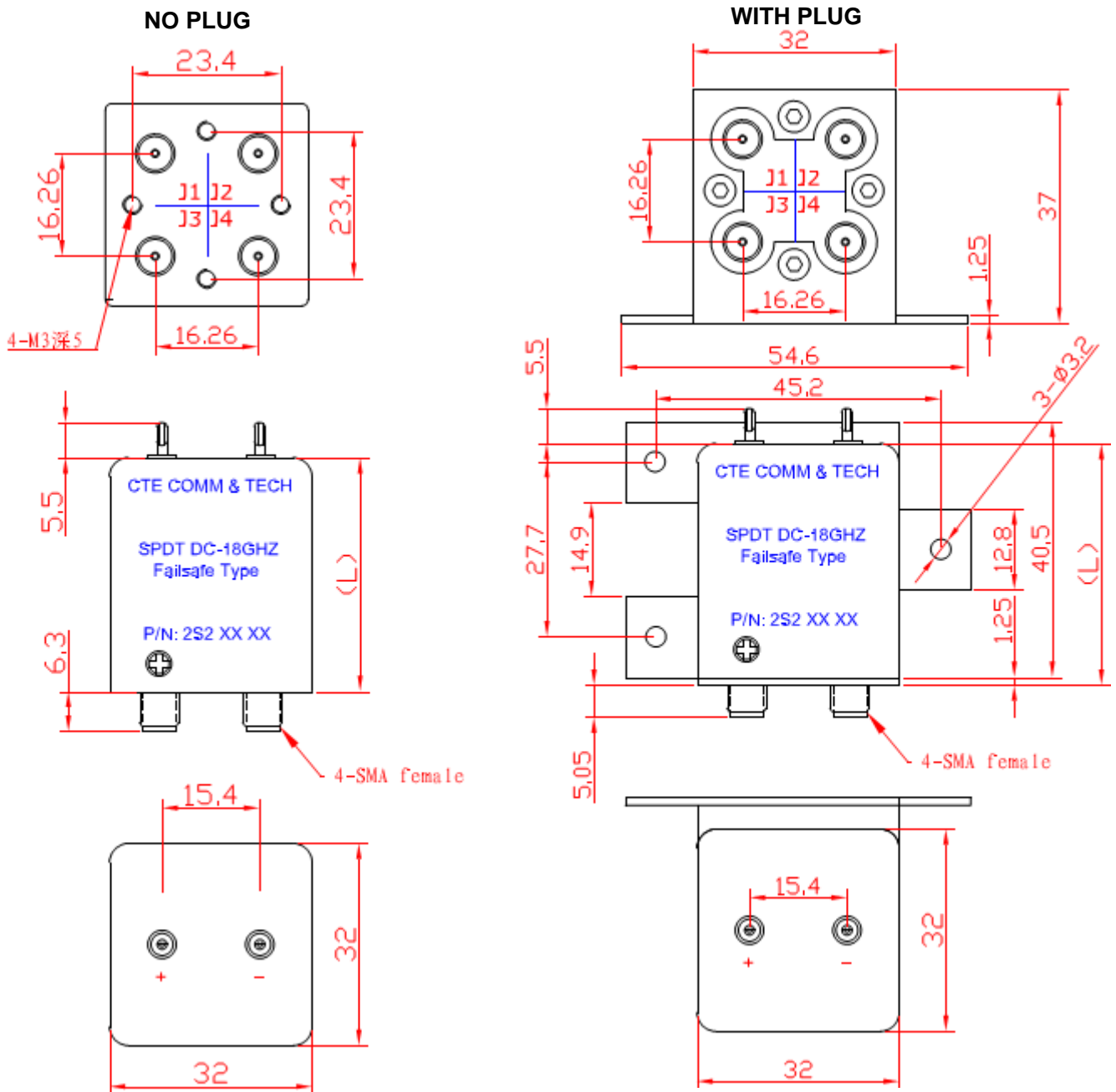
Failsafe Type (With TTL Control)



With TTL:



OUT Line Size:



(L)=37mm (NO TTL)

(L)=46mm (WITH TTL)