Revisions

Note: Revisions B; B-1; B-2..... On behalf of official Drawing.
Revisions 1; 2; 3; 4..... On behalf of experiment's Drawing.

ISS	Symbol	Description	Date
B	B	CHE for New Drawing Frame & New PN System	2006/07/11

Note :

1. All metal material is in compliance with RoHs Directive 2002/95/EC Annex 4 (1) Section 6 paragraph.
2. Recommended Crimped Hand Tool : for Ferrule P/N - HT-301Y

Outline Drawing

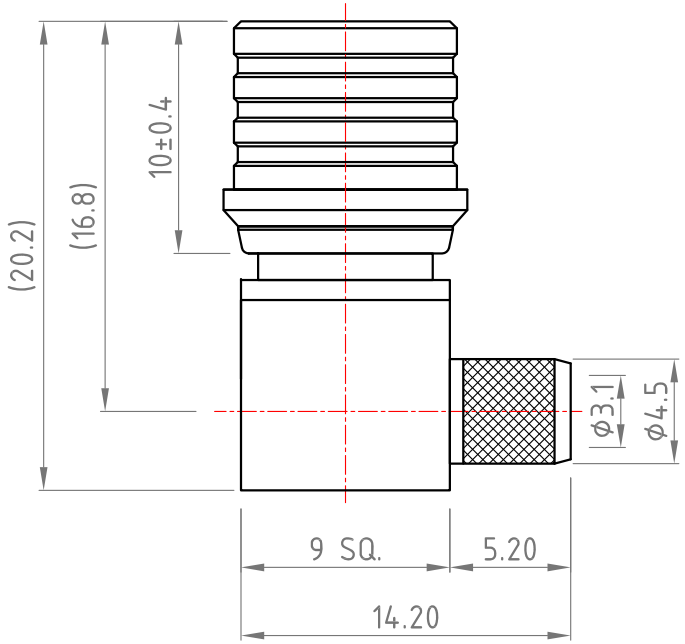

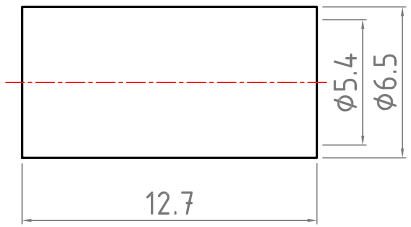

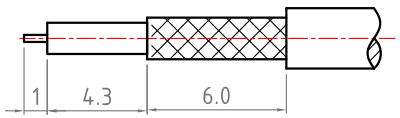

Recommended Cable Stripping Dimensions

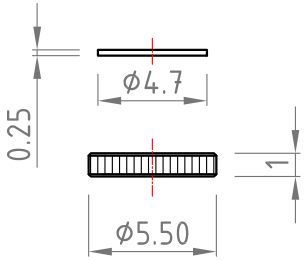

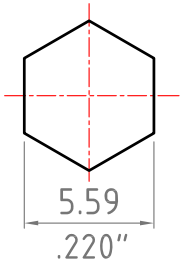

Recommended Crimped Dimensions for Ferrule

*Change new drawing frame in Blue Color since 2009/07/01 , to comply with Company CIS Policy.

RoHS COMPLIANCE

ITEM	Description	Material	Finish	Part Number	QTY
6	Nut	Brass	Nickel		
5	Insulator	POM	None		
4	Ferrule	Brass	Nickel		
3	Pin	Brass	Gold		
2	Insulator	PTFE	None		
1	Body	Brass	Nickel		

Scale	Abbr.	Date	Rev.
NTS	ST	2012/07/02	B

Tolerances :
.X ±0.2
.XX ±0.1
.XXX±0.05

All Dimensions in mm (Unless Otherwise Specified)

Drawn	Checked	Approved

Customer P/N:

DWG. NO.
QMA-1110d-TGN

TITLE
QMA R/A Crimp Plug for RG58 Cable

SCHMID-M